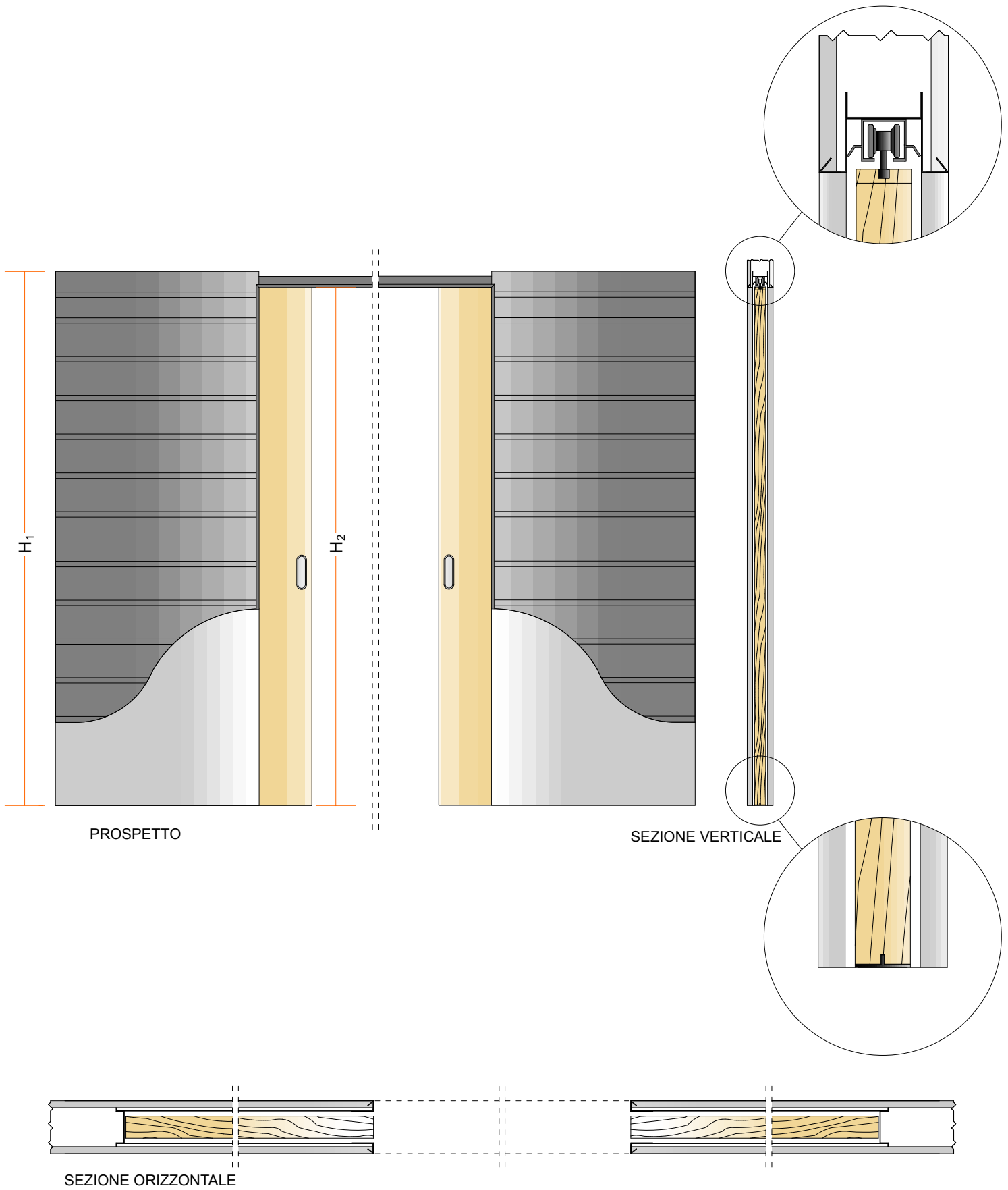



EUROCASSONETTO FRAMELESS A DOPPIA ANTA versione cartongesso

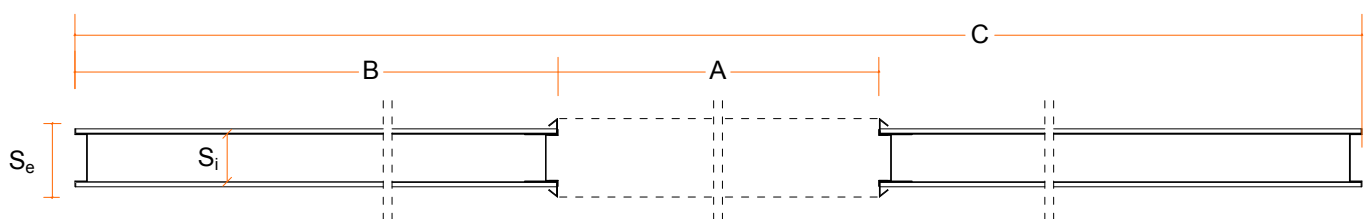




PROSPETTO

S_e	S_i
100	62

S_e = Spessore Parete Finita
 S_i = Sede interna



SEZIONE ORIZZONTALE

COD.	A	B	C	H_1	H_2	Misura porta LxH
E 60x210/200/202 FR D CTG.(S_e)	1190	630	2440	2175/2075/2095	2145/2010/2030	N°2 610x2110/2010/2030
E 70x210/200/202 FR D CTG.(S_e)	1390	730	2840	2175/2075/2095	2145/2010/2030	N°2 710x2110/2010/2030
E 80x210/200/202 FR D CTG.(S_e)	1590	830	3240	2175/2075/2095	2145/2010/2030	N°2 810x2110/2010/2030
E 90x210/200/202 FR D CTG.(S_e)	1790	930	3640	2175/2075/2095	2145/2010/2030	N°2 910x2110/2010/2030
E 100x210/200/202 FR D CTG.(S_e)	1990	1030	4040	2175/2075/2095	2145/2010/2030	N°2 1010x2110/2010/2030
E 110x210/200/202 FR D CTG.(S_e)	2190	1130	4440	2175/2075/2095	2145/2010/2030	N°2 1110x2110/2010/2030
E 120x210/200/202 FR D CTG.(S_e)	2390	1230	4840	2175/2075/2095	2145/2010/2030	N°2 1210x2110/2010/2030

A = Luce Lorda ; B = Larghezza Controtelaio; C = Larghezza Complessiva; H_1 = Altezza Controtelaio; H_2 = Altezza Lorda.