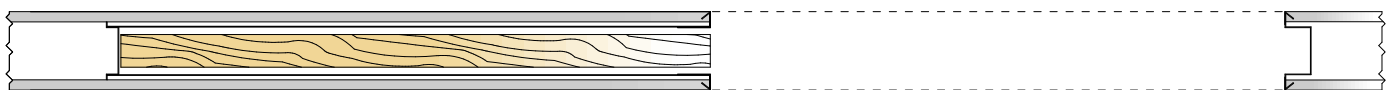
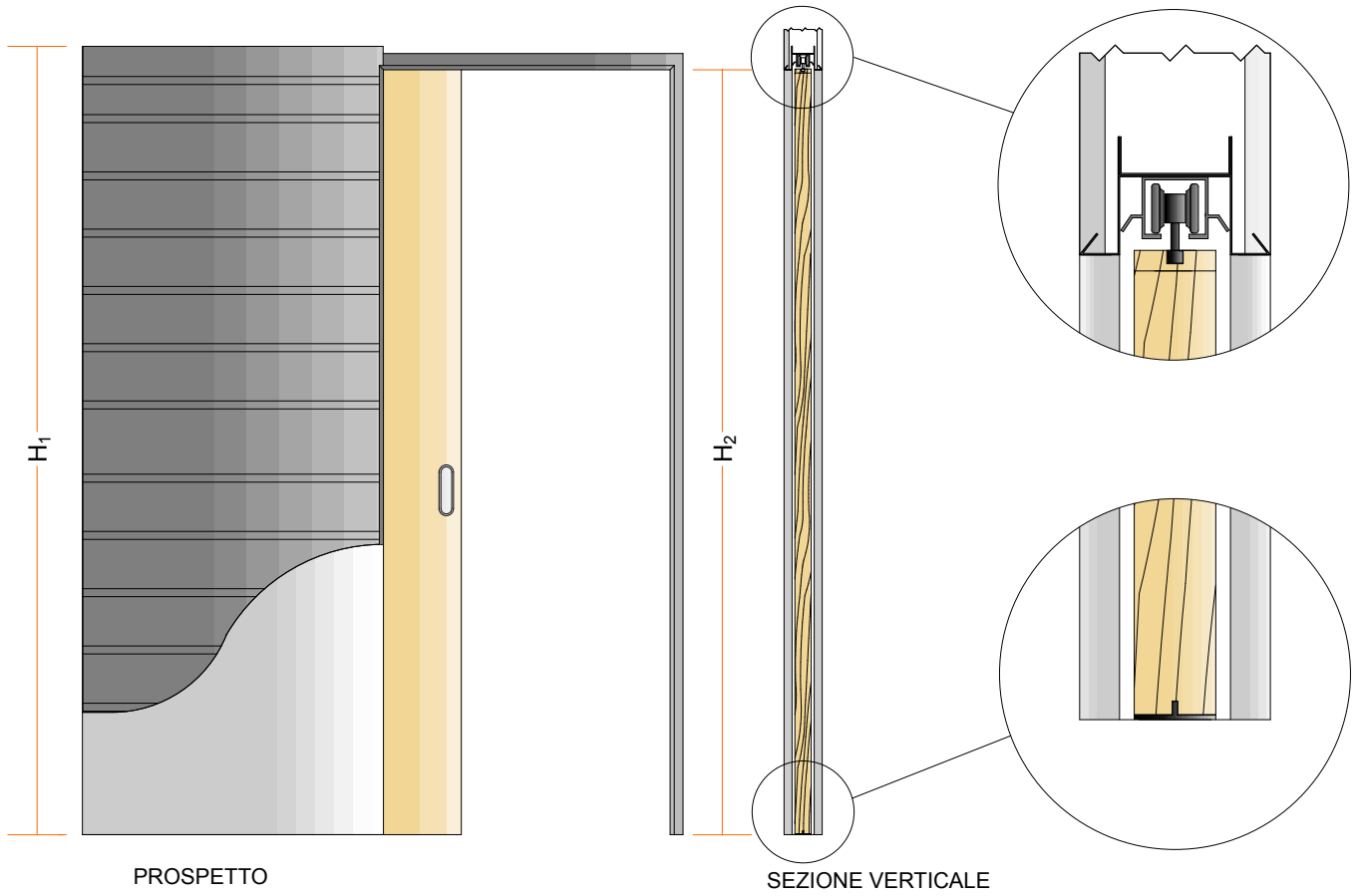



EUROCASSONETTO FRAMELESS versione cartongesso



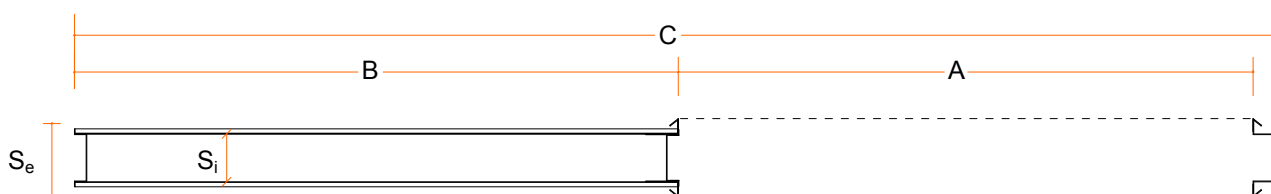
SEZIONE ORIZZONTALE



PROSPETTO

S_e	S_i
100	62

S_e = Spessore Parete Finita
 S_i = Sede interna



SEZIONE ORIZZONTALE

COD.	A	B	C	H_1	H_2	Misura porta LxH
E 60x210/200/202 FR CTG. (S_e)	590	630	1255	2175/2075/2095	2145/2010/2030	610x2110/2010/2030
E 70x210/200/202 FR CTG. (S_e)	690	730	1455	2175/2075/2095	2145/2010/2030	710x2110/2010/2030
E 80x210/200/202 FR CTG. (S_e)	790	830	1655	2175/2075/2095	2145/2010/2030	810x2110/2010/2030
E 90x210/200/202 FR CTG. (S_e)	890	930	1855	2175/2075/2095	2145/2010/2030	910x2110/2010/2030
E 100x210/200/202 FR CTG. (S_e)	990	1030	2055	2175/2075/2095	2145/2010/2030	1010x2110/2010/2030
E 110x210/200/202 FR CTG. (S_e)	1090	1130	2255	2175/2075/2095	2145/2010/2030	1110x2110/2010/2030
E 120x210/200/202 FR CTG. (S_e)	1190	1230	2455	2175/2075/2095	2145/2010/2030	1210x2110/2010/2030

A = Luce Lorda; B = Larghezza Controtelaio; C = Larghezza Complessiva; H_1 = Altezza Controtelaio; H_2 = Altezza Lorda.